










Section 2: Product Line Table

Product	Thickness		Height or Width	Length	Strength Classes
1. Wall Panel 	Nominal:	4", 6", 8", 10", & 12"	12" to 24"	Up to 236"	AAC-4
	Actual:	3.937" (100 mm), 5.906" (150 mm), 7.874" (200 mm), 9.843" (250 mm), & 11.811" (300 mm)	11.811" (300 mm) to 24.016" (610 mm)	Up to 236.024" (5,995 mm)	
2. Roof and Floor Panel 	Nominal:	4", 6", 8", 10", & 12"	12" to 24"	Up to 236"	AAC-4 AAC-6
	Actual:	3.937" (100 mm), 5.906" (150 mm), 7.874" (200 mm), 9.843" (250 mm), & 11.811" (300 mm)	11.811" (300 mm) to 24.016" (610 mm)	Up to 236.024" (5,995 mm)	
3. Block 	Nominal:	1", 2", 3", 4", 6", 8", 10", & 12"	8"	24"	AAC-2 AAC-4
	Actual:	0.984" (25 mm), 1.969" (50 mm), 2.953" (75 mm), 3.937" (100 mm), 5.906" (150 mm), 7.874" (200 mm), 9.843" (250 mm), & 11.811" (300 mm)	7.874" (200 mm)	24.016" (610 mm)	
4. Shaft Block 	Nominal:	3" & 4"	24"	23 5/8"	AAC-2 AAC-4
	Actual:	2.953" (75 mm) & 3.9370" (100 mm)	24.016" (610 mm)	23.622" (600 mm)	
5. Jumbo Block 	Nominal:	6", 8", 10" & 12"	24"	40"	AAC-2 AAC-4
	Actual:	5.906" (150 mm), 7.874" (200 mm), 9.843" (250 mm), & 11.811" (300 mm)	24.016" (610 mm)	39.370" (1,000 mm)	

Product	Thickness		Height or Width	Length	Strength Classes
6. Mini-Jumbo Block 	Nominal:	6", 8", 10" & 12"	24"	23 5/8"	AAC-2 AAC-4
	Actual:	5.906" (150 mm), 7.874" (200 mm), 9.843" (250 mm), & 11.811" (300 mm)	24.016" (610 mm)	23.622" (600 mm)	
7. Board 	Nominal:	2", 3", & 4"	24"	112" & 120"	AAC-4
	Actual:	1.969" (50 mm), 2.953" (75 mm), & 3.937" (100 mm)	24.016" (610 mm)	112.008" (2,845 mm) & 120.079" (3,050 mm)	
8. Lintel 	Nominal:	8", 10" & 12"	8"	56"	AAC-4 AAC-6
			12" & 24"	72", 96" & 120"	
	Actual:	7.874" (200 mm), 9.843" (250 mm), & 11.811" (300 mm)	7.874" (200 mm)	55.984" (1,422 mm)	
			12.008" (305 mm) & 24.016" (610 mm)	72.008" (1,829 mm), 95.984" (2,438 mm), & 120.079" (3,050 mm)	
9. U-Block 	Nominal:	8", 10", & 12"	8"	24"	AAC-2 AAC-4
	Actual:	7.874" (200 mm), 9.843" (250 mm), & 11.811" (300 mm)	7.874" (200 mm)	24.016" (610 mm)	

DISCLAIMER. This document is not intended to replace the knowledge, experience and judgment of design professionals. Xella Aircrete North America, Inc. is **not** responsible for ensuring weather-tightness, overall functionality or fitness for use of the panels, nor compliance with federal, state, or local laws, ordinances or regulations, including building, environmental and other codes.

WARNING. Property damage, personal injury or death may result from improper design, use, or installation. Licensed design and construction professionals, who maintain good standing with the governing authority and have the necessary knowledge, experience and judgment of the specific building system and its components, should be retained to ensure a proper design, use, and installation.

MODIFICATIONS. Xella Aircrete North America, Inc. reserves the right to change its Technical Manual, Design Guide, safe working loads, panel dimensions or installation techniques at any time without prior notice. Last modified: 10/12/2010. Version 1.2

WARRANTY/DAMAGES. This document and all further technical advice are based upon Xella Aircrete North America, Inc.'s present knowledge and experience. However, Xella Aircrete North America, Inc. assumes no liability for providing such information and advice. Xella Aircrete North America, Inc. disclaims all CONDITIONS AND WARRANTIES, WHETHER EXPRESS OR IMPLIED, INCLUDING THE IMPLIED WARRANTIES OF FITNESS FOR A PARTICULAR PURPOSE OR MERCHANTABILITY. XELLA AIRCRETE NORTH AMERICA, INC. SHALL NOT BE RESPONSIBLE FOR CONSEQUENTIAL, INDIRECT OR INCIDENTAL DAMAGES (INCLUDING LOSS OF PROFITS or USE) OF ANY KIND.